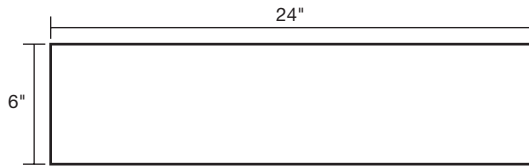
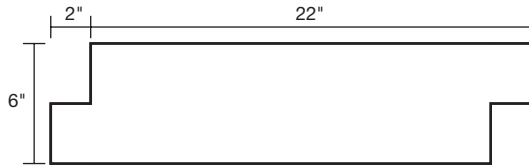
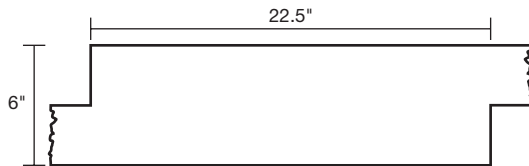


**REGULAR PANELS (FLATS)**


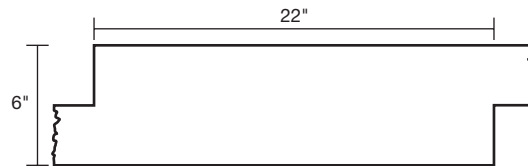
All Panels except for 14R and 24A



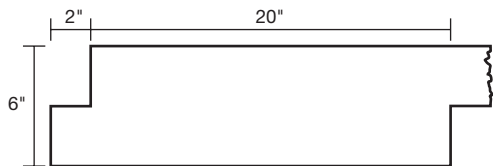
14R and 24A panels

**CORNER PANELS**


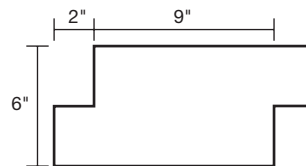
F and C Series Corner Panels



N Series Corner Panels



14R and 24A Corner Panels



14R and 24A Corner Panels

**PLEASE NOTE:**

1. F, C and N Series Corner Panels are double ended. These panels must be cut into two pieces and the two ends finger joined together to create a 90 degree corner. 2 corner panels are required to complete 1 linear foot of outside corner.
2. 14R and 24A Corner Panels are single ended. Two individual corner panels must be finger joined together to create a 90 degree corner. 4 corner panels are required to complete 1 linear foot of outside corner.